

Particle Production at HERA

Anastasia Grebenyuk

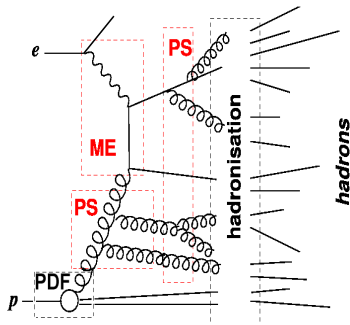
on behalf of the H1 and ZEUS collaborations

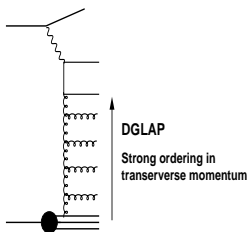
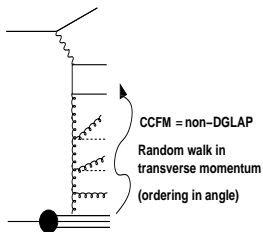
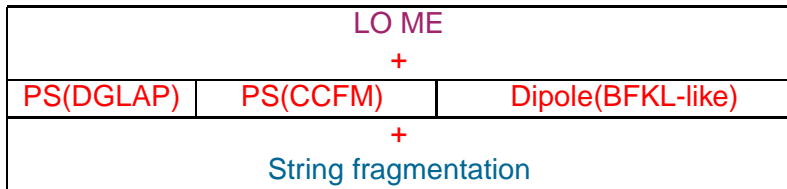
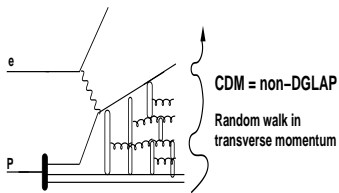
Ringberg workshop, Germany
27 September 2011



Outline

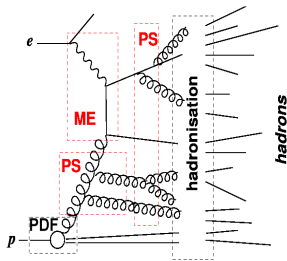
- Introduction
- Sensitivity to parton dynamics
- Sensitivity to hadronisation
- Summary



Models for ep scatteringRAPGAP
DGLAPCASCADE
CCFMDJANGO
CDM (Colour Dipole Model)

Fragmentation parameters tuned to e^+e^- data (ALEPH tune)

Charged particle spectra



Low p_T region:
hadronisation is expected to play a role.
Small sensitivity to different parton dynamic models.

Hadrons at large p_T :
disfavoured by the strong p_T ordering \rightarrow difference
between different parton dynamics

Observable:

Event normalised charged particle distribution: $\frac{1}{N_{\text{event}}} \frac{dn}{dp_T^*}$

Charged particle momentum spectra

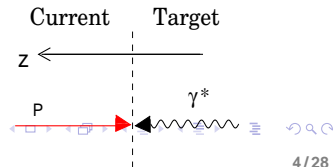
Motivation:

- Low- x dynamic is challenging
- Semi-inclusive measurements
 $ep \rightarrow e' hX$ can potentially discriminate
between DGLAP and beyond-DGLAP

H1 preliminary results

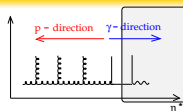
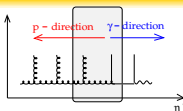
(H1prelim-11-035):

- $5 < Q^2 < 100 \text{ GeV}^2$, $10^{-4} < x < 10^{-2}$
- Measurements are performed in hadronic
centre-of-mass system (p_T^* , η^*)



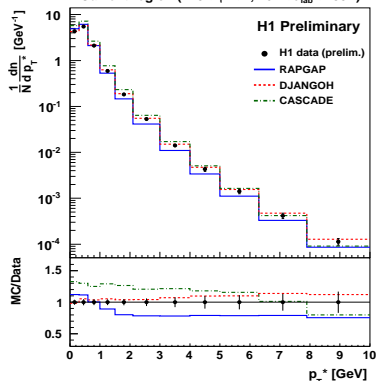
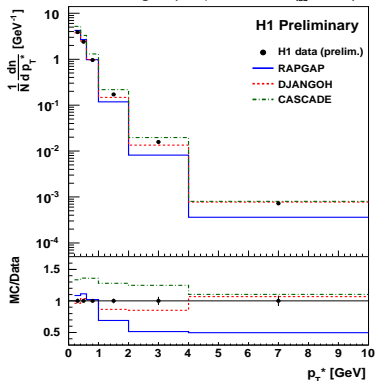


p_T^* distribution

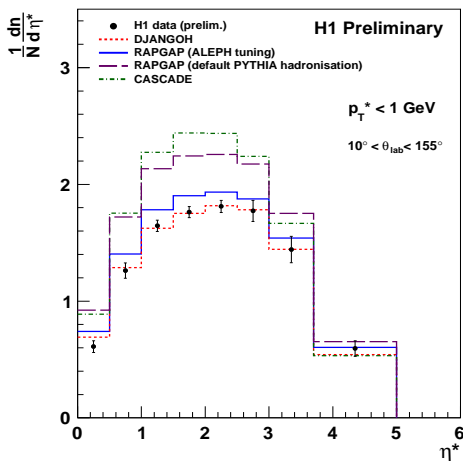


Central region ($0 < \eta^* < 1.5$, $10^\circ < \theta_{\text{lab}} < 155^\circ$)

Current region ($1.5 < \eta^* < 4$, $16^\circ < \theta_{\text{lab}} < 155^\circ$)

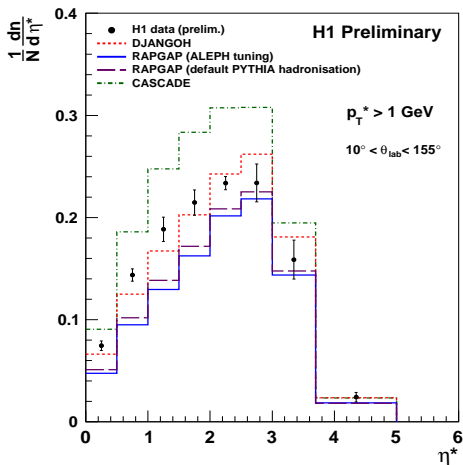


- DJANGO(CDM) describes the data for whole p_T^* spectra
- RAPGAP(DGLAP) is below the data for $p_T^* > 1$ GeV (especially in the central region)
- In contrast, CASCADE(CCFM) is systematically above the data (except high p_T^*)

η^* - distributionsCharged particles with $p_T^* < 1$ GeV:

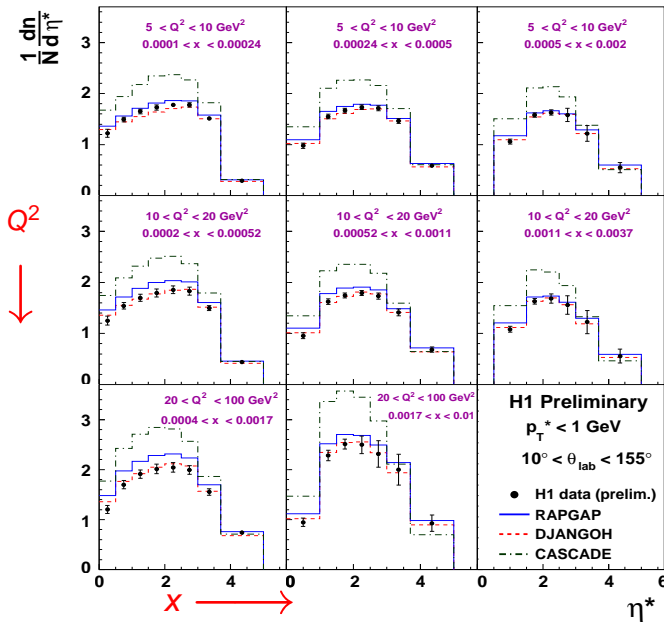
Strong sensitivity to hadronisation parameters.

Little sensitivity to different parton dynamics.

Charged particles with $p_T^* > 1$ GeV:

Strong sensitivity to different parton dynamics.

Little sensitivity to hadronisation parameters.

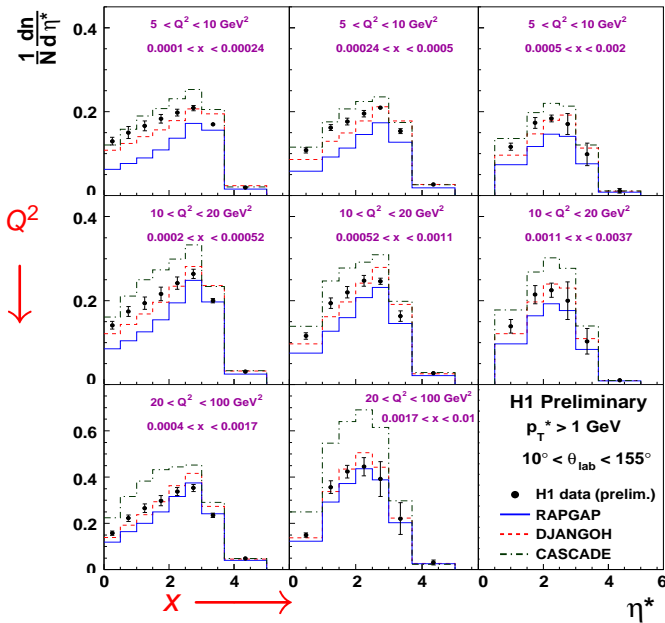
η^* distribution in bins of (x, Q^2) for $p_T^* < 1 \text{ GeV}$ 

DJANGO(CDM) provides reasonable description of the data for all (x, Q^2) -bins.

RAPGAP(DGLAP) is slightly above the data for lowest x .

CASCADE is above the data independently of (x, Q^2) -bins.

η^* distribution in bins of (x, Q^2) for $p_T^* > 1$ GeV;

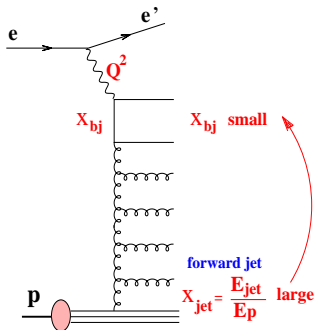


RAPGAP(DGLAP) is below the data for almost all (x, Q^2) -bins. The difference is more pronounced in proton direction ($\eta^* < 2$)

CASCADE is better in the data description at low (x, Q^2) -bins

? quark contributions are missing

Forward jets measurements

Forward jets

Motivation:

- Studies of forward jets are an experimental challenging
- Signature for BFKL evolution in the hadronic final state

Enhance BFKL phase space:

$$x_{jet} \gg x_{bj}$$

Suppress DGLAP phase space:

$$p_{T,jet}^2 \sim Q^2$$

H1 preliminary results

(H1prelim-10-131):

- $5 < Q^2 < 85 \text{ GeV}^2$, $10^{-4} < x < 4 \cdot 10^{-3}$
 - $P_{T,fj} > 6 \text{ GeV}$, $1.7 < \eta_{fj} < 2.8$
- $x_{jet} > 0.035$
- $0.5 < p_{T,jet}^2 / Q^2 < 6.0$

Azimuthal correlations between scattered electron and the forward jet:

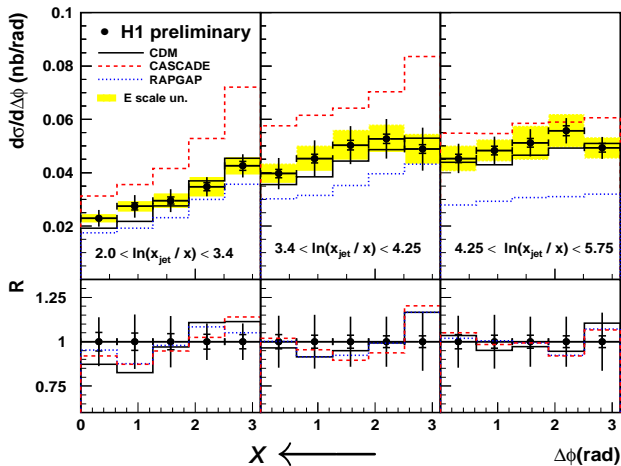
$$\Delta\phi = \phi_{el} - \phi_{fj}$$

(QPM: $\Delta\phi = \pi$)

Inclusive forward jet cross-section $d\sigma/d\phi$

In three intervals of rapidity distance between the scattered electron and the forward jet
 $Y = \ln(x_{\text{jet}}/x)$

Forward jet azimuthal correlations



- At lower x the forward jet is more decorrelated from the scattered electron
- Cross-section described best by BFKL-like model (CDM)

- Ratio R of MC to data for normalised cross-section

$$R = \left(\frac{1}{\sigma_{MC}} \frac{d\sigma_{MC}}{d\Delta\phi} \right) / \left(\frac{1}{\sigma_{data}} \frac{d\sigma_{data}}{d\Delta\phi} \right)$$

- The shape of $\Delta\phi$ distributions does not discriminate between different models.

Summary: beyond DGLAP physics

- CDM is the best in description of charged particle spectra as well as forward jet measurements
- DGLAP is below the data for low x and large p_T of charged particles
- CCFM overall above the data except high p_T ; description is better at low x compared to high x
- The shape of $\Delta\phi$ distributions does not discriminate between different models

Prompt photon

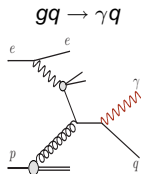
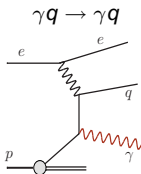
The term 'prompt photon' refers to isolated, high- p_T photon in the final state

Motivation:

- Direct probe of hard process dynamics, test of QCD
- Direct information about involved quark, complementary to jet studies
- No hadronisation corrections, good energy measurements

Prompt photon in photoproduction:

γ emitted by quark direct $\gamma q \rightarrow \gamma q$, resolved $gq \rightarrow \gamma q$

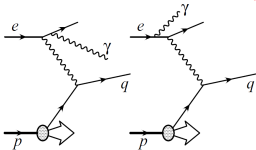


+ direct/resolved fragmentation processes

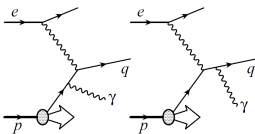
Prompt photon

Prompt photon in DIS:

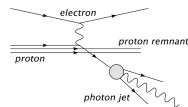
LL - hard radiation from leptons



QQ - hard radiation from quarks



$D_{q \rightarrow \gamma}(z)$ - quark to photon fragmentation



Prediction: Total = LL + QQ + $D_{q \rightarrow \gamma}(z)$

$D_{q \rightarrow \gamma}(z)$ is suppressed

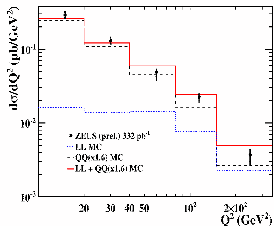
Prompt photon plus jet cross section in DIS

ZEUS preliminary (ZEUS-prel-11-007):

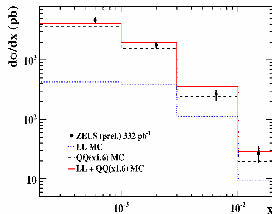
$(10 < Q^2 < 350 \text{ GeV}^2, 4 < E_T^\gamma < 15 \text{ GeV}, -0.7 < \eta_\gamma < 0.9, E_T^{\text{jet}} > 2.5 \text{ GeV}, -1.5 < \eta^{\text{jet}} < 1.8)$

Prompt photons + jets differential cross sections vs Q^2 and x

ZEUS



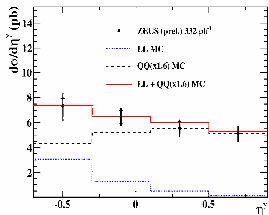
ZEUS



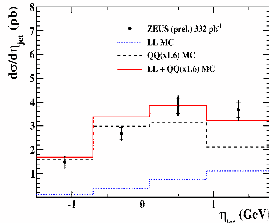
- LL contribution
- QQ contribution is scaled by factor of 1.6 to give good agreement to the data
- LL+QQ($\times 1.6$) MC describes data well

Prompt photons + jets differential cross sections vs η_γ and η_{jet}

ZEUS



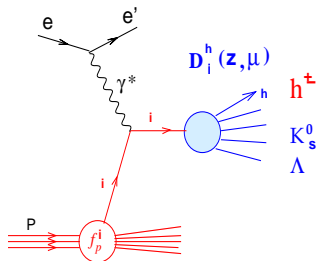
ZEUS



- LL+QQ($\times 1.6$) MC describes data well

Summary: prompt photon

- Prompt photon in photoproduction
 - Calculations generally underestimate cross section
 - Calculations fail to describe shapes in several kinematical regions
- Prompt photon in DIS
 - MC model describes data well after scaling the QQ component

Fragmentation function (FF) for charged particles (h^\pm), K_s^0 and Λ 

Motivation:

- Universality of fragmentation function
- Scaling violations in fragmentation functions
- Test NLO QCD calculations and universality of factorization theorem

ZEUS results

(JHEP06(2010)009 (h^\pm), ZEUS-prel-10-013 (K_s^0, Λ)):

- $160 < Q^2 < 40960 \text{ GeV}^2$, $0.002 < x < 0.75$ (h^\pm)
- $10 < Q^2 < 40000 \text{ GeV}^2$, $0.001 < x < 0.75$ (K_s^0 and Λ)
- Measurements are performed in current region of Breit frame (similarity with e^+e^-)

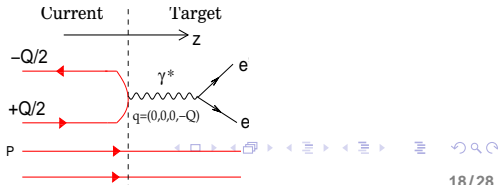
$$\frac{d\sigma}{dx_p} = f(x, Q^2) \otimes \hat{\sigma}(Q^2) \otimes D(z, Q^2)$$

Scale dependence of FF is driven by an evolution equation

Observable:

$$x_p \equiv \frac{|\vec{p}_h|}{p_{\max}} = \frac{2p_h}{Q} \text{ (Breit frame)}$$

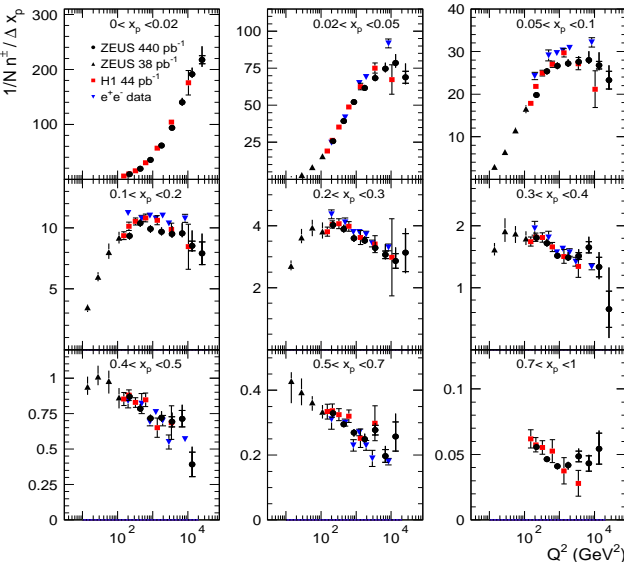
Event normalised scaled momentum distribution: $\frac{1}{N_{\text{event}}} \frac{dn}{dx_p}$



Scaled momentum distribution for charged particles

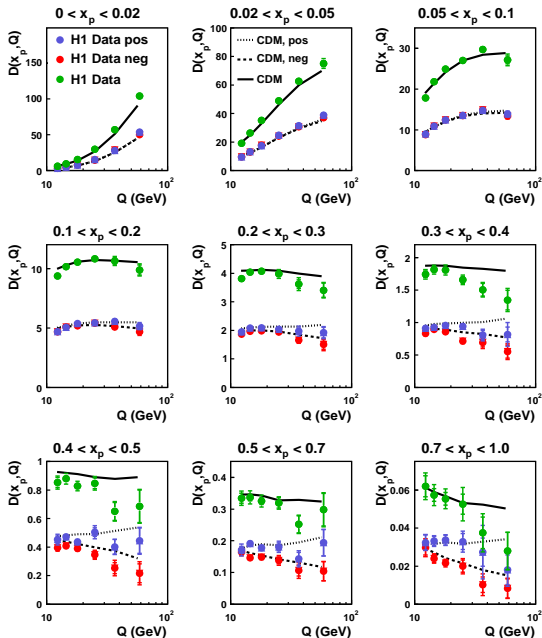
ZEUS

ZEUS: JHEP06(2010)009



- Scaling violation is observed
- ep -collision: $\mu = Q/2$
- e^+e^- -annihilation: $\mu = \sqrt{s}/2$
- Overall agreement with e^+e^- data except at large Q and small x_p
- Overall agreement with H1 data

Scaled momentum distribution for charged particles: charge asymmetry



H1

Phys.Lett.B, 681(2009),pp.391-399

small x_p - fragmentationlarge x_p - hard interaction

→ positively and negatively charged particles provide information about valence quarks and their fragmentation

- Charged asymmetry depends on x_p
- Charged asymmetry at large x_p increases with Q

Fragmentation function

Comparison with NLO QCD calculations + FF

$$\frac{d\sigma}{dx_p} = f(x, Q^2) \otimes \hat{\sigma}(Q^2) \otimes D(z, Q^2)$$

$\hat{\sigma}(Q^2)$ - hard-scattering process with NLO matrix element

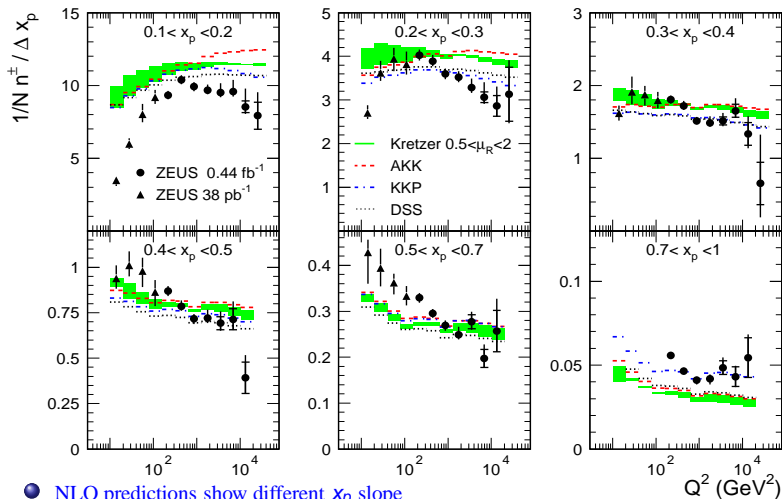
Two different approaches are compared with the data:

- AKK05+CYCLOPS (for charged particles, K_s^0 and Λ)
 - S. Albino, B.A. Kniehl, G. Kramer, Nucl. Phys. B 725 (2005) 181
S. Albino, B.A. Kniehl, G. Kramer, Nucl. Phys. B 734 (2006) 50
 - FFs were obtained from fits to e^+e^- data
 - Hadrons mass effect is included
- DSS (for charged particles and K_s^0)
 - D. de Florian, R. Sassot, M. Stratmann, Phys. Rev. D75 (2007) 114010
 - FFs were obtained from fits to lp and pp data
 - Hadrons mass effect is not included

Scaled momentum distribution for charged particles

ZEUS: JHEP06(2010)009

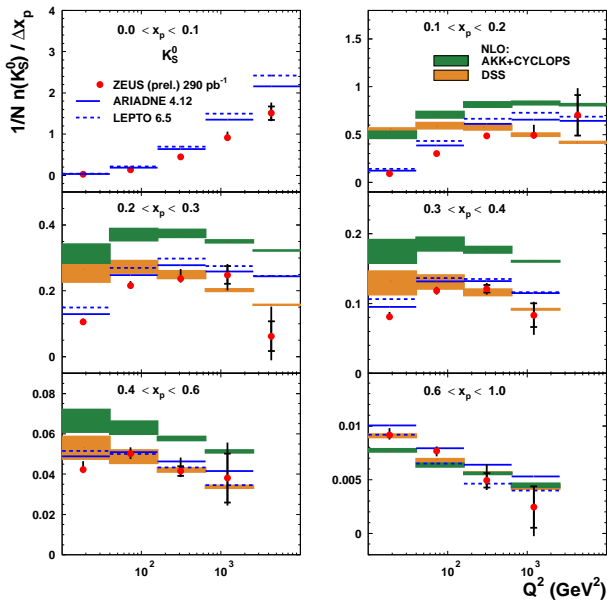
ZEUS



- NLO predictions show different x_p slope
- Scaling violation in NLO predictions is less pronounced

Scaled momentum distributions: K_S^0

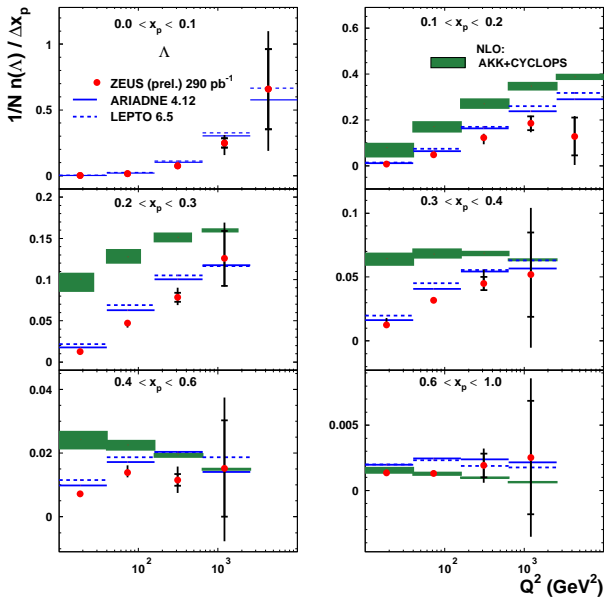
ZEUS



- Scaling violations are observed
- ARIADNE (CDM) and LEPTO (MEPS) describe the data in full phase space
- QCD NLO predictions describe the data only in certain regions of the phase space

Scaled momentum distributions: Λ

ZEUS

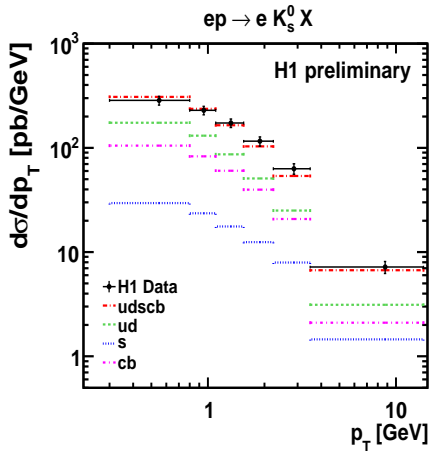


- Scaling violations are observed
- ARIADNE (CDM) and LEPTO (MEPS) describe the data in most parts of phase space.
- QCD NLO predictions does not describe the data

Strangeness production

Motivation:

- What is the production mechanism of strange particles?



H1 preliminary results (H1prelim-10-031):

- $145 < Q^2 < 20000 \text{ GeV}^2$, $0.2 < y < 0.6$
- $p_T(K_s^0) > 0.3 \text{ GeV}$, $-1.5 < \eta(K_s^0) < 1.5$

Flavour decomposition:

udscb

ud

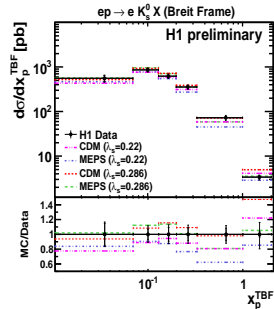
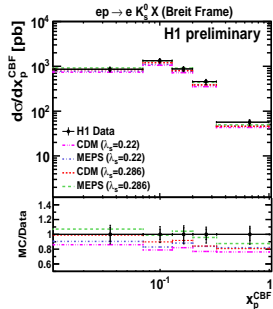
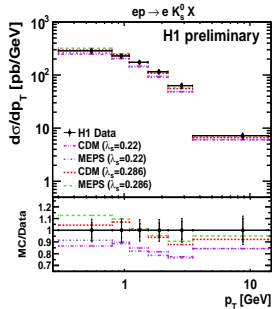
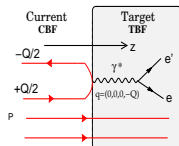
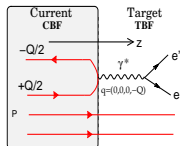
cb

s

- The contribution of *ud* light quarks dominates
- The *s* quark contribution increases at large p_T

Strangeness production: cross section

Laboratory frame



Strangeness suppression factor:

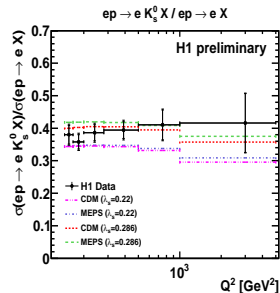
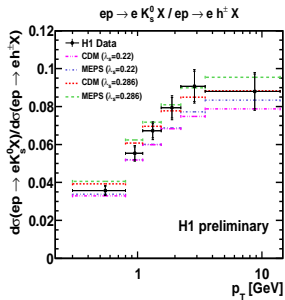
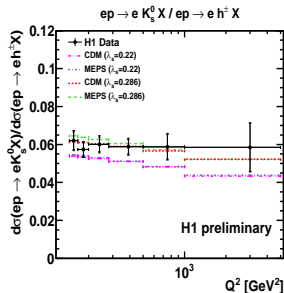
$$\lambda_s = \frac{2\langle n_{s\bar{s}} \rangle}{\langle n_{u\bar{u}} \rangle + \langle n_{d\bar{d}} \rangle}; \text{ALEPH tune: } \lambda_s = 0.286$$

- Better agreement with $\lambda_s = 0.286$
- **MEPS** and **CDM** give similar description of the data

The ration of K_S^0 over charged particle production

$$\sigma(ep \rightarrow eK_S^0 X)/\sigma(ep \rightarrow eh^{\pm} X)$$

$$\sigma(ep \rightarrow eK_S^0 X)/\sigma(ep \rightarrow eX)$$



- Ratio almost flat as function of Q^2
- Ratio rises in p_T
- $\lambda_S = 0.286$ describes the data

Summary

- Hadronisation
- **Fragmentation function:**
 - Scaled momentum distributions show the scaling violation
 - NLO QCD calculations describe the data only in certain region of the phase space
- **Strangeness production:**
 - The production is dominated by hadronisation