

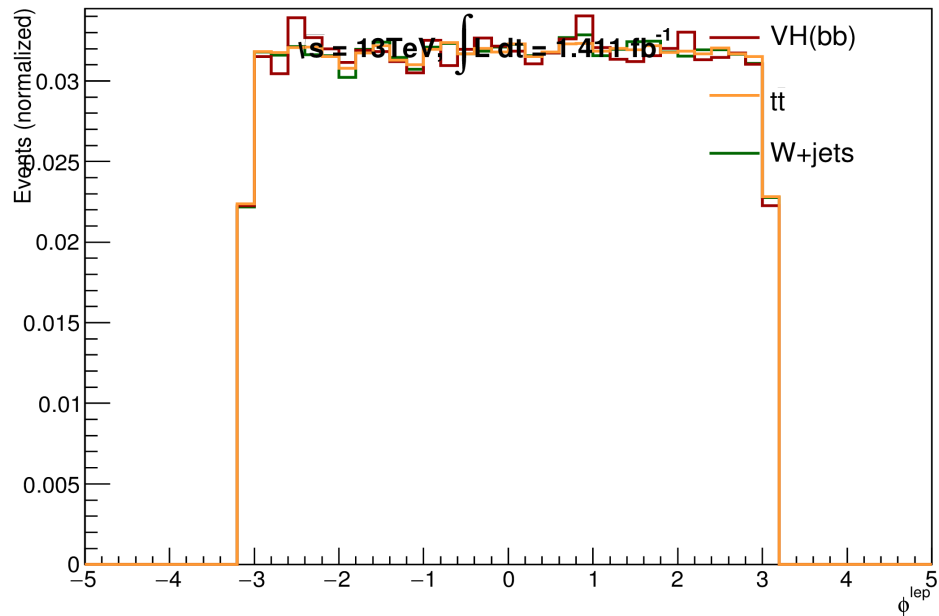
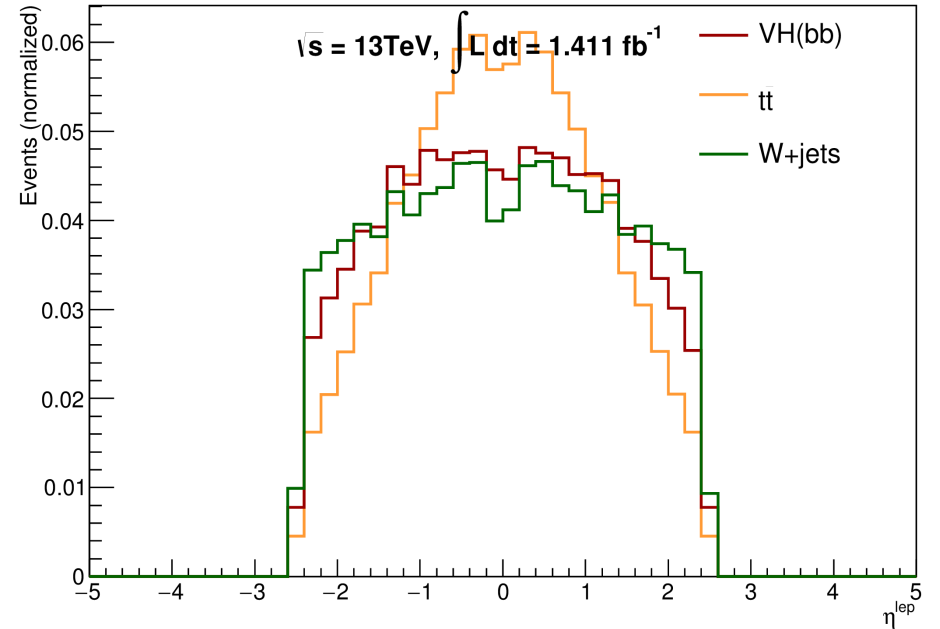
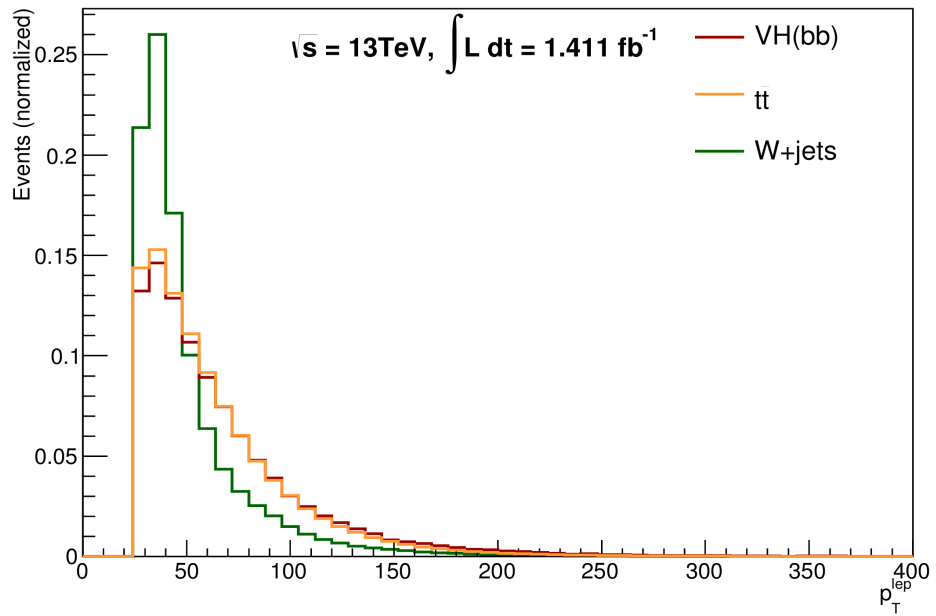
# Luminosity

sample			chan	XSec [pb]	N	integrated luminosity = N/XSec
qqWlvH125		Py8EG	341100	1.38	497600	360579.710144928
ttbar		PwPyEG	410000	831.76	17559976	21111.8303356738
WenuB	Pt0-70	Sherpa	361302	21380	2985300	139.6304957905
	Pt70_140		361305	631.1	598600	948.5026144827
	Pt140_280		361308	90.07	100000	1110.2475852115
	Pt280_500		361311	6.52	99780	15303.6809815951
	Pt500_700		361314	0.4154	9365	22544.5353875782
	Pt700_1000		361317	0.07931	2495	31458.8324297062
	Pt1000_2000		361320	0.0103	100	9708.7378640777
	Pt2000		361323	0.00004289	100	2331545.81487526
WmunuB	Pt0-70	Sherpa	361326	21380	805000	37.6520112254
	Pt70_140		361329	631.1	597400	946.6011725559
	Pt140_280		361332	90.07	100000	1110.2475852115
	Pt280_500		361335	6.52	97980	15027.6073619632
	Pt500_700		361338	0.4154	9935	23916.7067886375
	Pt700_1000		361341	0.07931	2500	31521.8761820704
	Pt1000_2000		361344	0.0103	100	9708.7378640777
	Pt2000		361347	0.00004289	100	2331545.81487526

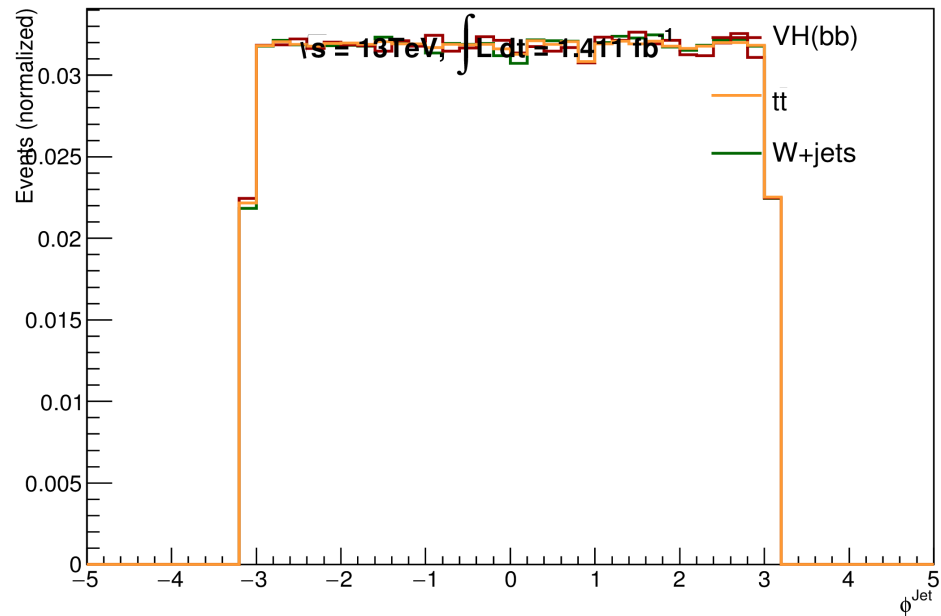
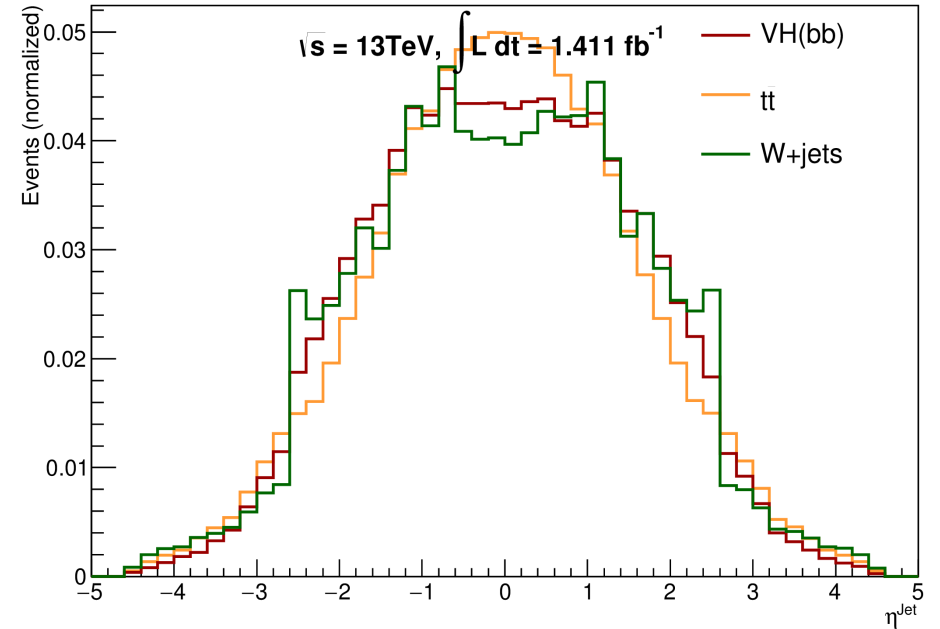
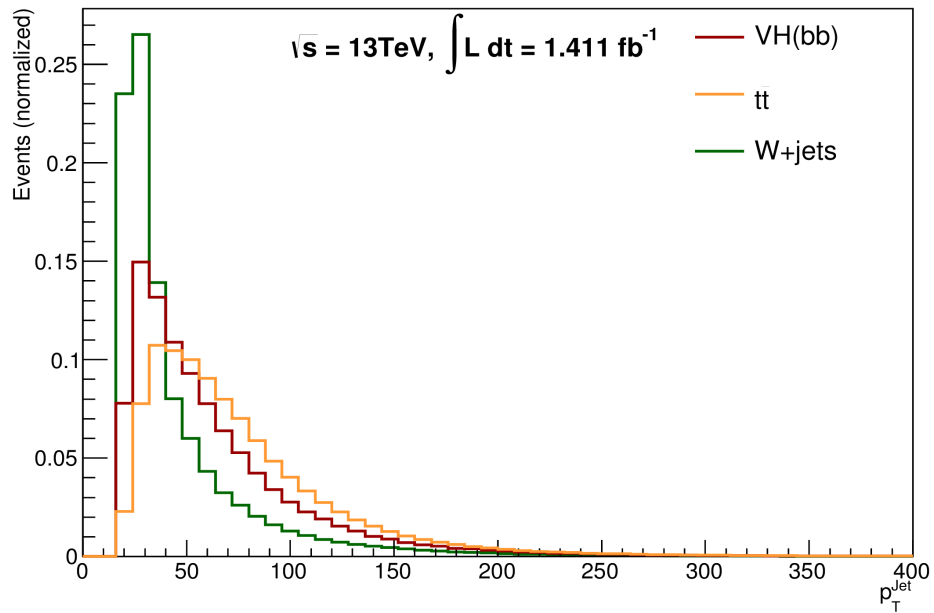
sample			chan	Xsec [pb]	N	integrated luminosity
WenuC	Pt0-70	Sherpa	361301	21380	1470000	68.7558465856
	Pt70_140		361304	631.1	409200	648.3916970369
	Pt140_280		361307	90.07	595700	6613.7448651049
	Pt280_500		361310	6.52	97360	14932.5153374233
	Pt500_700		361313	0.4154	9950	23952.8165623495
	Pt700_1000		361316	0.07931	2490	31395.7886773421
	Pt1000_2000		361319	0.0103	2500	242718.446601942
	Pt2000		361322	0.00004289	100	2331545.81487526
WmunuC	Pt0-70	Sherpa	361325	21380	2988000	139.7567820393
	Pt70_140		361328	631.1	497300	787.9892251624
	Pt140_280		361331	90.07	591800	6570.4452092817
	Pt280_500		361334	6.52	99580	15273.0061349693
	Pt500_700		361337	0.4154	9940	23928.7433798748
	Pt700_1000		361340	0.07931	2500	31521.8761820704
	Pt1000_2000		361343	0.0103	2400	233009.708737864
	Pt2000		361346	0.00004289	100	2331545.81487526

sample			chan	Xsec [pb]	N	integrated luminosity
WenuL	Pt0-70	Sherpa	361300	21380	19819588	927.0153414406
	Pt70_140		361303	631.1	984993	1560.7558231659
	Pt140_280		361306	90.07	598400	6643.7215499056
	Pt280_500		361309	6.52	97200	14907.9754601227
	Pt500_700		361312	0.4154	49950	120245.546461242
	Pt700_1000		361315	0.07931	4980	62791.5773546842
	Pt1000_2000		361318	0.0103	5000	485436.893203883
	Pt2000		361321	0.00004289	200	4663091.62975052
WmunuL	Pt0-70	Sherpa	361324	21380	17785577	831.8791861553
	Pt70_140		361327	631.1	996600	1579.1475202028
	Pt140_280		361330	90.07	599000	6650.3830354169
	Pt280_500		361333	6.52	496382	76132.2085889571
	Pt500_700		361336	0.4154	47200	113625.421280693
	Pt700_1000		361339	0.07931	5000	63043.7523641407
	Pt1000_2000		361342	0.0103	5950	577669.902912621
	Pt2000		361345	0.00004289	200	4663091.62975052

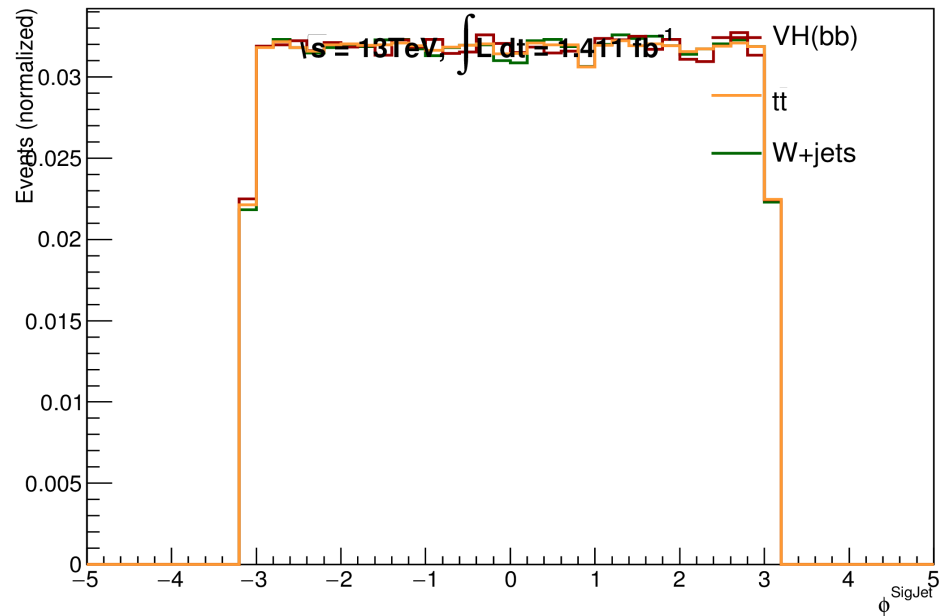
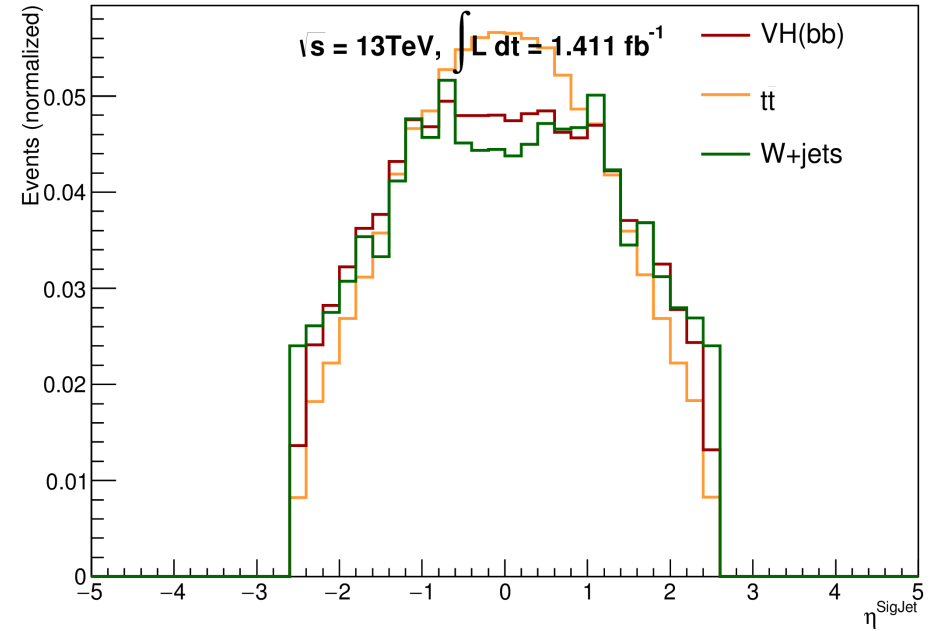
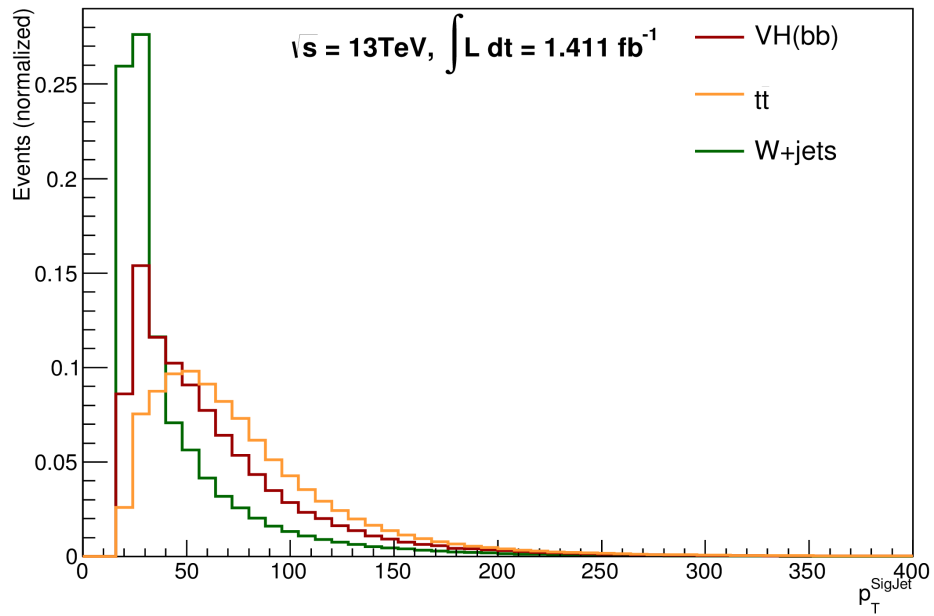
# Lepton plots before all cuts



# Jet plots before all cuts



# SignalJet plots before all cuts



# Significance (luminosity = 1.411 fb<sup>-1</sup>)

		pTV = 120-160	160-200	200-250	>250
<b>Before Higgs tag</b>	WH	1.402	0.887	0.639	0.727
	background	509.7	218.6	117.2	59.99
	significance	0.06207	0.05995	0.05897	0.09367
<b>Xbbmedium</b>	WH	0	0.0011	0.01413	0.37609
	background	1.2845	1.6227	5.7439	11.6926
	significance	0	0.00086	0.00589	0.1094
<b>Xbbmedium no tag</b>	WH	1.402	0.8859	0.62487	0.35091
	background	508.4155	216.9773	111.4561	48.2974
	significance	0.06215	0.0601	0.05913	0.05043
<b>Xbbtight</b>	WH	0	0.0011	0.01413	0.29934
	background	1.2584	1.5862	5.6872	8.9227
	significance	0	0.00087	0.00592	0.09966
<b>Xbbtight no tag</b>	WH	1.402	0.8859	0.62487	0.42766
	background	508.4416	217.0138	111.5128	51.0673
	significance	0.06215	0.0601	0.05912	0.05976