

VXD Installation Into Belle II

Installation was done yesterday, Nov. 21, 2018.


There is a nice link to a Japanese News Platform:

<https://www3.nhk.or.jp/lnews/mito/20181121/1070004744.html>


Fully Assembled VXD



Inside Structure of VXD (Reminder)





Bellows Connected, Protection Flange Mounted






VXD Ready for Transport to Belle II














Here it comes







VXD on „Mounting Tube“



VXD coming out on BWD Side



VXD Cables on the BWD Side, Dock Boxes



VXD Cables on the FWD Side, Dock Boxes



Next Steps

